












POSSIBLE USES OF ECOSYSTEM FOR YOUR LEARNING ENVIRONMENT

-  Opening activity to begin the school year in Ecology – *student groups or stations*
-  Introduction to the ecosystems, food webs, food chains – *student groups or stations*
-  Use as a tool to get a sense of student prior knowledge of the concepts related to ecology – *student groups or stations*
-  Use for reinforcement during a unit or topic covering the ecosystem, food chains, food webs – *student groups or stations*
-  Use for review for a summative assessment – *student groups or stations*
-  Use as a formative assessment – *student groups or stations*
-  Use as reward upon completing tasks, activities or assessments – *student groups or stations*

STUDENT GROUPS AND STATIONS

These can be used with all the above suggestions.

MATERIALS

-  Copies of games for class size (Most likely 2 to 4 copies). Each game plays up to 7.
-  Power Point/Google Slides or handouts for teacher and students – *Included with game purchase*
-  How to play instructions Included with game purchase – *Included with game purchase*
-  Let It Roll Sheet (Google docs/word, Microsoft Form, Google Form) – *Included with every game purchase from Board Gaming with Education*

OVERVIEW

You can do this over a couple of class periods if necessary. Use one class to go over the gameplay along with a dry run turn if time permits. The next day you can play the game. You can play to a certain amount of points or a set time limit. Students will be playing the game as intended or with modifications.